

# Squirrel Beaver Tail Street Tree Trailer

The Trailer is designed for the very safe loading, unloading and transport of Squirrels and other wheeled machinery, along with traffic management signs (available in two sizes).

**508 Squirrel Street Tree Trailer**, rated ATM 3.5 tonne or ATM 4.4 tonne

**708 Squirrel Street Tree Trailer**, rated ATM 3.5 tonne or ATM 4.4 tonne

- Both Trailers can be registered with ATM of 3.5 tonne with 50mm ball hitch or ATM 4.4 tonne with 70mm ball hitch
- 6mm thick expanded floor mesh on floor & ramp.
- 50x25 RHS cross member every 300mm under 6mm thick expanded floor mesh tray floor, rope rail Ø27mm on both sides.
- Strong spaced truss frame on sides and draw-bar to take heavy every day use.
- Bottom prop on loading ramp, 1 latch and Safety chain each side to lock up ramp.
- Axles Ø65mm, hubs, electric brakes, all rated to 4.5 tonne.
- Electric breakaway brakes with auto-charging battery back up.
- Land cruiser PCD hubs & rims, 15" for both trailers.
- 14 tie down lugs on tray and rear slope, for tying down any machinery.

- Large front mesh tray with mesh sides, to hold any gear, also has bolt in rack for 8 traffic management signs, with steps and hand rail to have safe access.

- Safety - Squirrel cage access platform, hand rail & steps.
- Separate meshed area with sides for traffic sign stands.

- Sides on tray and ramps to prevent loading unloading accidents.

- Supplied with 1 new spare wheel
- Gas struts on rear ramp so lifting is no more than 7 kg.

- Hand grip for easy lifting of ramps.

- Front mesh tray is 1.1m long x 2.3m wide at back and 1.3m wide at front x 0.27m high has bolt in rack for 8 traffic management signs, with steps and hand rail to have safe access

- Step rail on both sides of tray.

- Tool box with gas struts on lid.

- LED lights with round 7 pin plug.

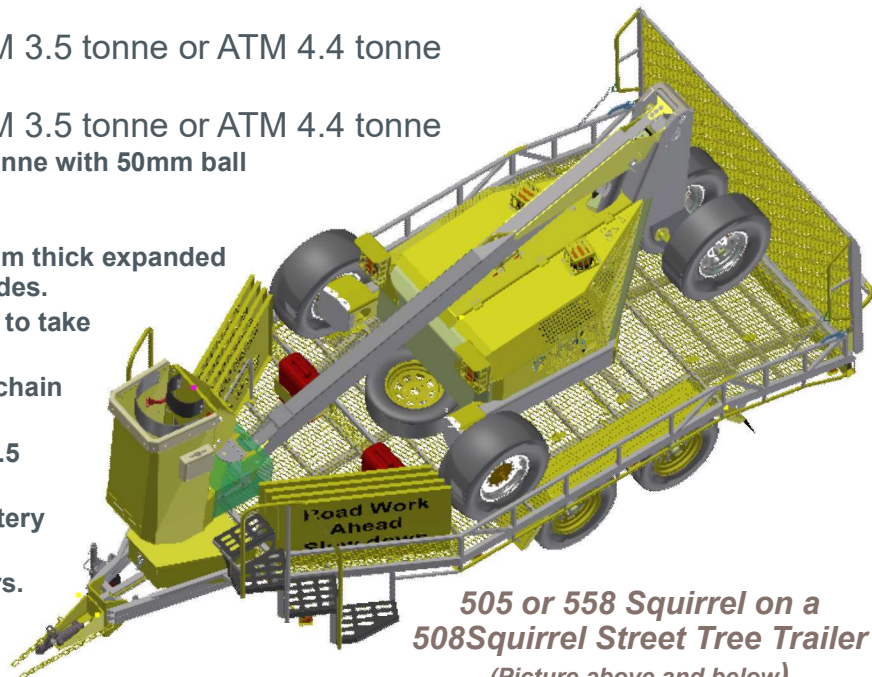
- All frame is hot dip galvanised.

- High quality trailer stand with wind up stand, load rated to 1,500 kg.

- Adjustable height tow hitch & stand height

- Bolt on hitch plate assembly with adjustable height

- Two 20 lt jerry can holders



*505 or 558 Squirrel on a 508 Squirrel Street Tree Trailer*

*(Picture above and below)*



*708 Squirrel on a 708 Squirrel Street Tree Trailer*

*Manufacturers and designers of horticultural equipment*

Phone **1300 761 922**

Email: [info@crendon.com.au](mailto:info@crendon.com.au)

[www.crendon.com.au](http://www.crendon.com.au)



Available Through Your Local Dealer

7-2024

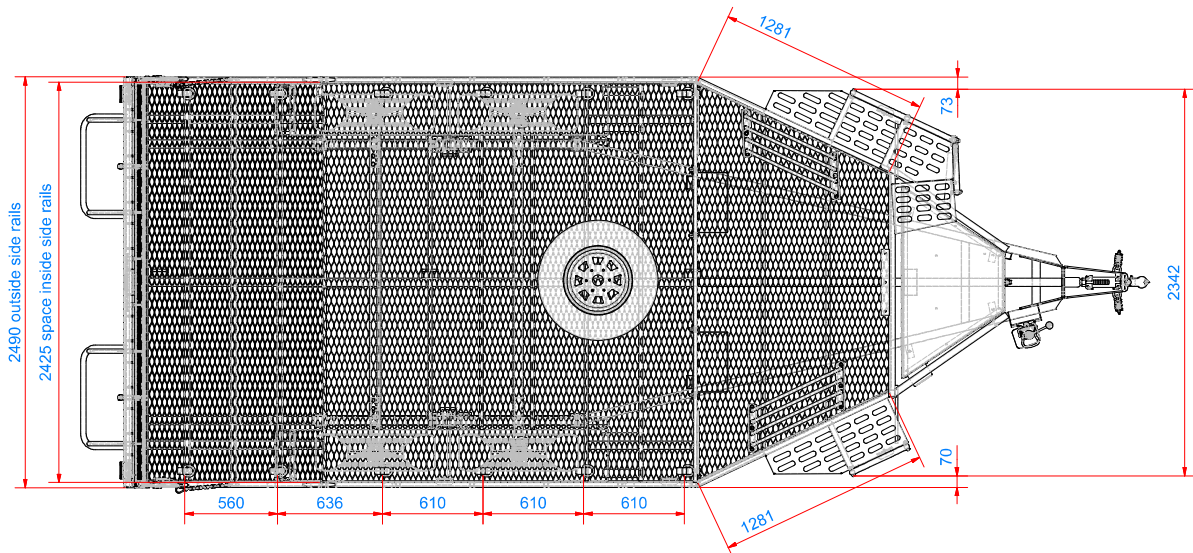


# Squirrel Beaver Tail Street Tree Trailer

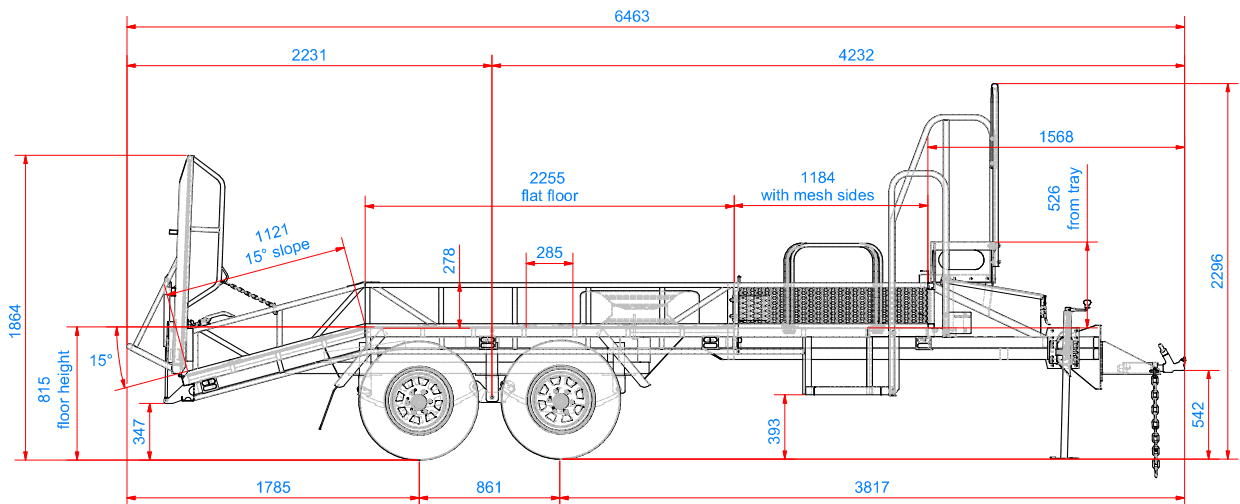


Two gas struts on rear ramp so lifting is no more than 7 kg. Hand grip on side of ramp for easy lifting. Bottom prop on loading ramp.

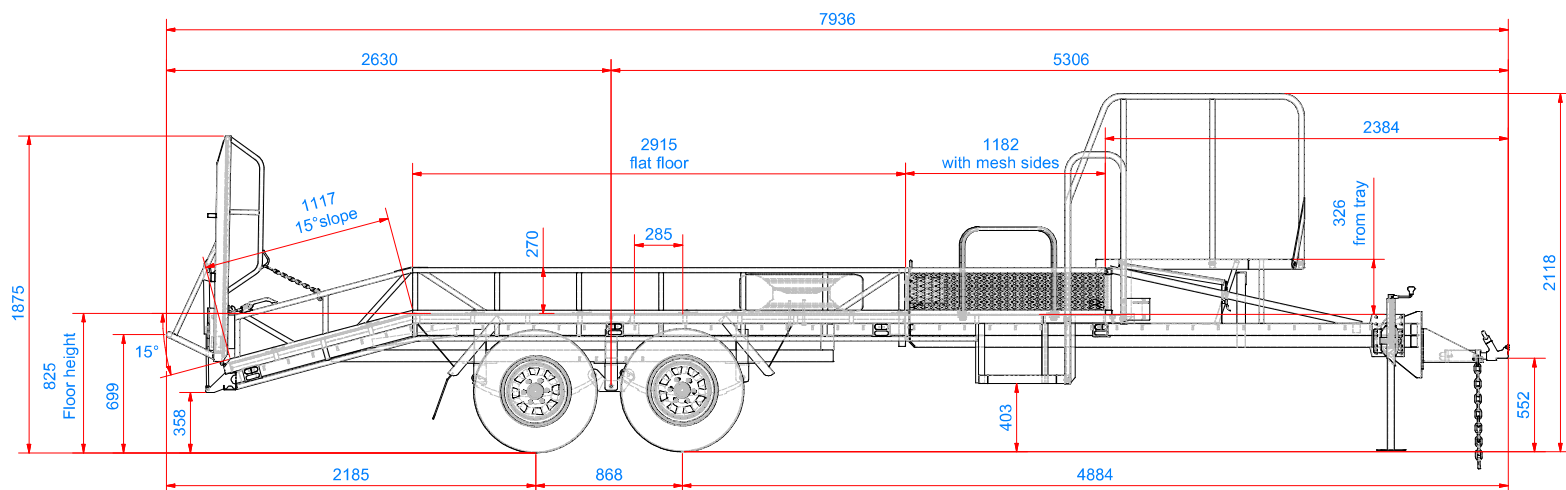
# Squirrel Beaver Tail Street Tree Trailer



**508 Squirrel Street Tree Trailer**



**508 Squirrel Street Tree Trailer**



**708 Squirrel Street Tree Trailer**



# Squirrel Beaver Tail Street Tree Trailer



Axles Ø65mm, hubs, electric brakes, all rated to 4.5 tonne.  
Electric breakaway brakes with auto-charging battery back up.  
Land cruiser PCD hubs & rims, 15" for both trailers.



Adjustable height  
tow hitch



14 tie down lugs on tray  
and rear slope, for tying  
down any machinery



All light are recessed by  
40mm. All lights LED  
12V - 24V



2 gas struts, heavy duty latch and  
check chain lock rear ramp up.

## Squirrel Street Tree Trailer Specifications

Model	508 Short	708 Long
Squirrel models can fit	355, 3.8m, 4.5m, 505 & 508	355, 3.8m, 4.5m, 505, 508, 655, 678 & 708
Trailer A.T.M	3500 kg with 50mm ball hitch or 4400 kg with 70mm ball hitch	
Trailer Carrying capacity	2240 kg or 3140 kg	2140 kg or 3040 kg
Tare mass	1160 kg	1260 kg
Tray height	0.835m	
Tray space for Squirrel measurements	3.34m long x 2.40m wide	4.66m long x 2.40m wide
Tray space in front of Squirrel measurements	1.15m long x 2.30m wide at back x 1.3m wide at front x 0.27m high	
Ramp angle and length	20° / 1.35m long	
Beaver tail section of tray angle and length	15° / 1.16m long	
Flat section of tray length	2.25m long	2.9m long
Total outside measurements	6.18m long x 2.49m wide	7.96m long x 2.49m wide
separate tray space with mesh sides for signs	1.15m long x 2.2 wide at back 1.2m in front	
Axles	2 x Ø65mm solid at each for 0.4m end then hollow for centre 1.5m, Inner and outer bearing min 2 x 68149 , (rated at 4.5 tonne)	
Springs	8 leaf tandem rock/roll 60mm X 6.5mm (rated at 4.5 tonne).	
Brakes	electric drum 12" x 2.5" with manual park brake	
Tyres	225/75R15C, 10 ply, load rating 1100 kg per tyre when in tandem	
Rim	LandCruiser 15 x 6", 6 x Ø1/2UNF at 139.6 PCD	
Wiring	LED, 12V 7 pin small metal round plug	
Finish	Hot Dip galvanised & silver paint	
Ball hitch size	50mm for 3500kg or 70mm for 4400kg	
Tool box size	650mm(L) x 550mm(W) x 300mm(H)	

Manufacturers and designers of horticultural equipment

Phone **1300 761 922**  
Email: [info@crendon.com.au](mailto:info@crendon.com.au)  
**[www.crendon.com.au](http://www.crendon.com.au)**



Available Through Your Local Dealer